

Datasheet

Issued: February 22, 2022

File Edition: V1.0.1



Figure 1. iTouch Series 2 Buttons Touch Panel EU

Figure 2. iTouch Series 4 Buttons Touch Panel EU

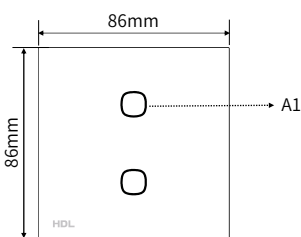


Figure 3

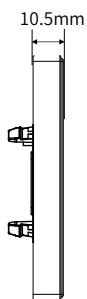


Figure 4

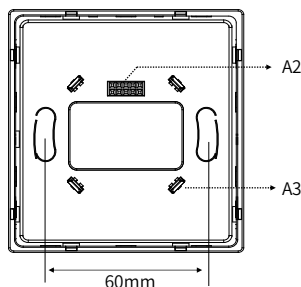


Figure 5

Figure 3 - 5. Dimensions

Overview

iTouch Series 2/4 Buttons Touch Panel EU (See Figure 1-2) is a multi-function control panel for home automation which supports various key control types. Every touch button is embedded with RGB LED indicator that can be customized via HDL Buspro Setup Tool.

Functions

- Key modes: Single on/off, Single on, Single off, Combination on, Combination off, Combination on/off, Short/long press, Momentary, Short press/long press.
- Key control types: Scene, Sequence, Time switch, Universal switch, Single channel lighting control, Broadcast scene, Broadcast channel, Curtain switch, GPRS control, Panel control, Security module, Music control, etc.
- Bus voltage detection
- Adjustable status indicator color and brightness.
- Supports HDL Buspro online upgrading.
- Selectable touch panel color

Important Notes

- The panel should be installed on the wall box.
- The panel should work in conjunction with the power interface.
- It is recommended to connect wires in hand-in-hand.
- Touch performance - Touch panel sensitivity should be adjusted after installation.
- Images are for reference only, and the actual products should prevail.

Product Information

Dimensions - See Figure 3 - 5

A1. Touch button function: On/off, dimming.

A2. Communication interface: Connects to panel power interface.

A3. Mounting slot: Connects to panel power interface.

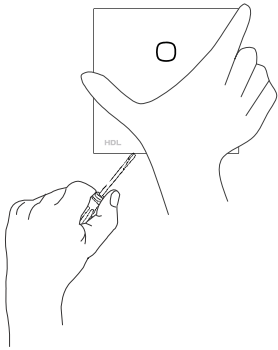
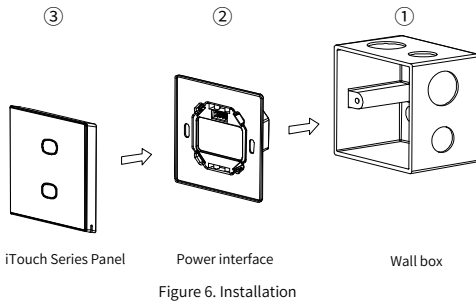
Address modification: Press any button for 15s, all the backlights will flash, the address of this device can be modified in HDL Buspro Setup Tool: submenu “address management→ address modify” . Then press any button to exit.

Safety Precautions

- The installation and testing for the product must be carried out by HDL Automation Co., Ltd. or its appointed service agencies. The electric construction shall comply with local laws and safety regulations.
- The device should be installed in wall box. HDL will not be responsible for any consequence caused by the inexpert or faulty installation and wiring methods, which are not in accordance with the instructions contained in this operating instruction.
- Please do not privately disassemble or replace any parts of the product. Otherwise, it may cause mechanical fault, electric shock, fire or personal injuries.
- Please contact our after-sales departments or our designated service agencies for your maintenance service. Product failures caused by private disassembly are not subject to this warranty.

Package Contents

HDL-MPT2.48-A or HDL-MPT4.48-A*1 / Datasheet*1



Technical Data

Basic Parameters

Working voltage	12~30V DC
Working current	20mA/24V DC
Communication	HDL Buspro
Cable diameter of Buspro terminal	0.6-0.8mm

External Environment

Working temperature	-5°C~45°C
Working relative humidity	≤90%
Storage temperature	-20°C~60°C
Storage relative humidity	≤93%

Specifications

Dimensions	86×86×10.5(mm)
Net weight	105g
Housing material	Glass, PC, ABS, Aluminum
Installation	Wall box (See Figure 6)
Protection rating (Compliant with EN 60529)	IP20

Approved

CE

RoHS

HDL Buspro Cable Guide

HDL Buspro	HDL Buspro Cable
24V DC	Red
COM	Black
DATA-	White
DATA+	Yellow

Installation

Product installation and disassembly

(Take HDL-MPT2.48-A as an example)

Installation - See Figure 6

Step ①: Install the wall box in the wall.

Step ②: Fix the power interface onto the wall box with screws.

Step ③: Hold the edge of the panel, and insert the panel in the slots of power interface vertically.

Disassembly - See Figure 7

Step ①: Insert a straight screwdriver into the gap between the panel and power interface.

Step ②: Hold the panel, pry up the panel gently and take down the panel.

Technical support

E-mail: hdltickets@hdlautomation.com

Website: <https://www.hdlautomation.com>

©Copyright by HDL Automation Co., Ltd. All rights reserved.
Specifications subject to change without notice.